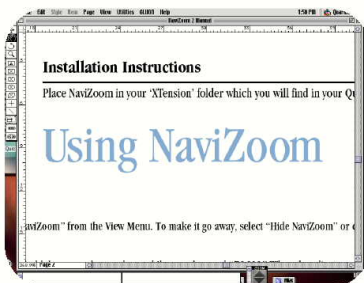
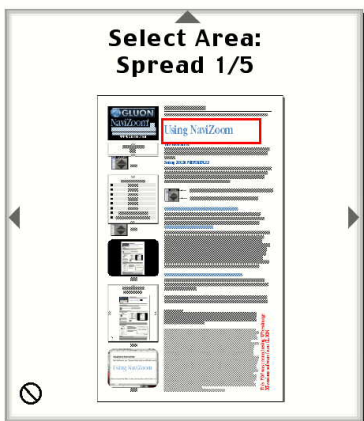

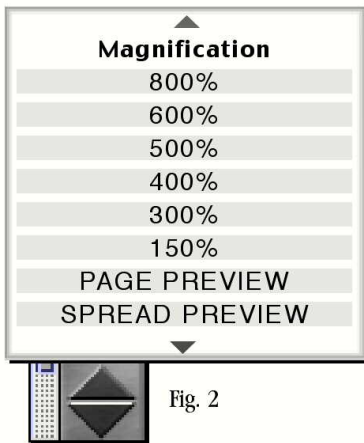
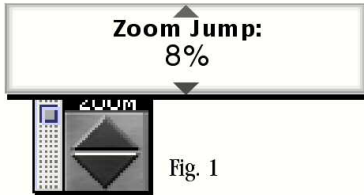




Installation Instructions

Place NaviZoom in your 'XTension' folder which you will find in your QuarkXPress® folder.

Using NaviZoom

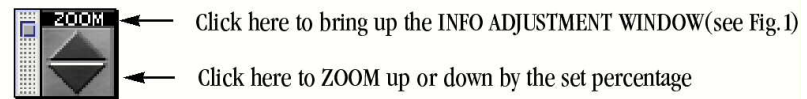


The VIEW MENU

To bring up the NaviZoom Palette, select "Show GLUON NaviZoom" from the View Menu. To make it go away, select "Hide GLUON NaviZoom" or close it with the mouse.

Setting ZOOM PREFERENCES

To adjust the bump amount for the zoom gadget, hold the mouse button down while over the word "ZOOM." When the adjustment window appears below the mouse (see Fig. 1) move LEFT or RIGHT to adjust the amount. If you move up or down two other things can happen:



Moving up when in the INFO ADJUSTMENT WINDOW:

This causes a menu of different magnifications to appear (see Fig. 2). Selecting one of these will bring you instantly to that magnification, up to 800%. Or you can select Page or Spread preview (explained below).

Using PAGE or SPREAD PREVIEWS:

When you go into PREVIEW MODE, the entire screen will 'declutter' (see Fig. 3) allowing you to see your layout in a pure setting. Pressing RETURN or clicking in the page area will return you to your actual document page. Pressing LEFT or RIGHT ARROW keys or clicking on or around the arrows at the bottom will move you through the document. Resting the cursor in the CIRCLE will cause NaviZoom to automatically show your pages like a slide show. Clicking on the circle allows you to adjust the number of seconds between transitions. Clicking on the SQUARE will cycle through the available transition types which will be in effect when in auto-mode (CIRCLE).

Moving down when in the INFO ADJUSTMENT WINDOW:

This causes the Navigator to appear (see Fig. 4). Now select the area you would like to zoom into. Navizoom will instantly fill your document window with area (see Fig. 5).

You can also move to adjacent spreads by clicking the arrows on the right or left. To cancel, click on the international no sign in the lower left corner.

Copyright Notice

NaviZoom™ and accompanying instructions are copyrighted. You have the right to install this software on as many machines as you wish, compliments of GLUON, Inc. It is a felony to modify, sell or in any way distribute copies of NaviZoom™ in any form without prior written or verbal consent from GLUON, Inc. You may make archival backups of this program for use in accordance with the above copyright notice.
 GLUON NaviZoom™ Copyright © 1999 GLUON, Inc., New York, NY.

QUARK MAKES NO WARRANTIES, EITHER EXPRESS OR IMPLIED, REGARDING THE ENCLOSED SOFTWARE PACKAGE, ITS MERCHANTABILITY, OR ITS FITNESS FOR ANY PARTICULAR PURPOSE. QUARK DISCLAIMS ALL WARRANTIES RELATING TO THE ENCLOSED SOFTWARE PACKAGE. ALL OTHER WARRANTIES AND CONDITIONS, WHETHER EXPRESS, IMPLIED, COLLATERAL, MADE BY THE DISTRIBUTORS, RETAILERS OR DEVELOPERS OF THE ENCLOSED SOFTWARE ARE DISCLAIMED BY QUARK, INCLUDING, WITHOUT LIMITATION, NON-INFRINGEMENT, COMPATIBILITY, OR THAT THE SOFTWARE IS ERROR-FREE, OR THAT ERRORS CAN OR WILL BE CORRECTED. SOME JURISDICTIONS, STATES, OR PROVINCES DO NOT ALLOW LIMITATIONS ON IMPLIED WARRANTIES, SO THE ABOVE LIMITATION MAY NOT APPLY TO PARTICULAR USERS. REGARDLESS OF WHETHER ANY REMEDY FAILS OF ITS ESSENTIAL PURPOSE, IN NO EVENT SHALL QUARK OR ANY ENTITY WHICH CONTROLS, IS CONTROLLED BY OR IS UNDER COMMON CONTROL OF QUARK BE LIABLE FOR ANY SPECIAL, INDIRECT, INCIDENTAL, CONSEQUENTIAL OR PUNITIVE DAMAGES, INCLUDING, BUT NOT LIMITED TO, ANY LOST PROFITS, LOST TIME, LOST SAVINGS, LOST DATA, LOST FEES, OR EXPENSES OF ANY KIND ARISING FROM INSTALLATION OR USE OF THE SOFTWARE OR ACCOMPANYING DOCUMENTATION IN ANY MANNER, HOWEVER CAUSED AND ON ANY THEORY OF LIABILITY. IN ANY EVENT, QUARK'S LIABILITY RELATING TO THE SOFTWARE SHALL BE LIMITED TO FIFTY DOLLARS (\$50) OR THE AMOUNT PAID BY USER TO QUARK, WHICHEVER IS LESS. THESE LIMITATIONS WILL APPLY EVEN IF QUARK HAS BEEN ADVISED OF SUCH POSSIBLE DAMAGES. SOME JURISDICTIONS, STATES, OR PROVINCES DO NOT ALLOW THE EXCLUSION OR LIMITATION OF INCIDENTAL OR CONSEQUENTIAL DAMAGES, SO THE LIMITATION OR EXCLUSION INCLUDED IN THIS LICENSE AGREEMENT MAY NOT APPLY TO PARTICULAR DEVELOPERS.
 THIS PRODUCT WAS NOT WRITTEN OR REVIEWED BY QUARK.

This PDF was created using XPressImage XTensions software from GLUON